

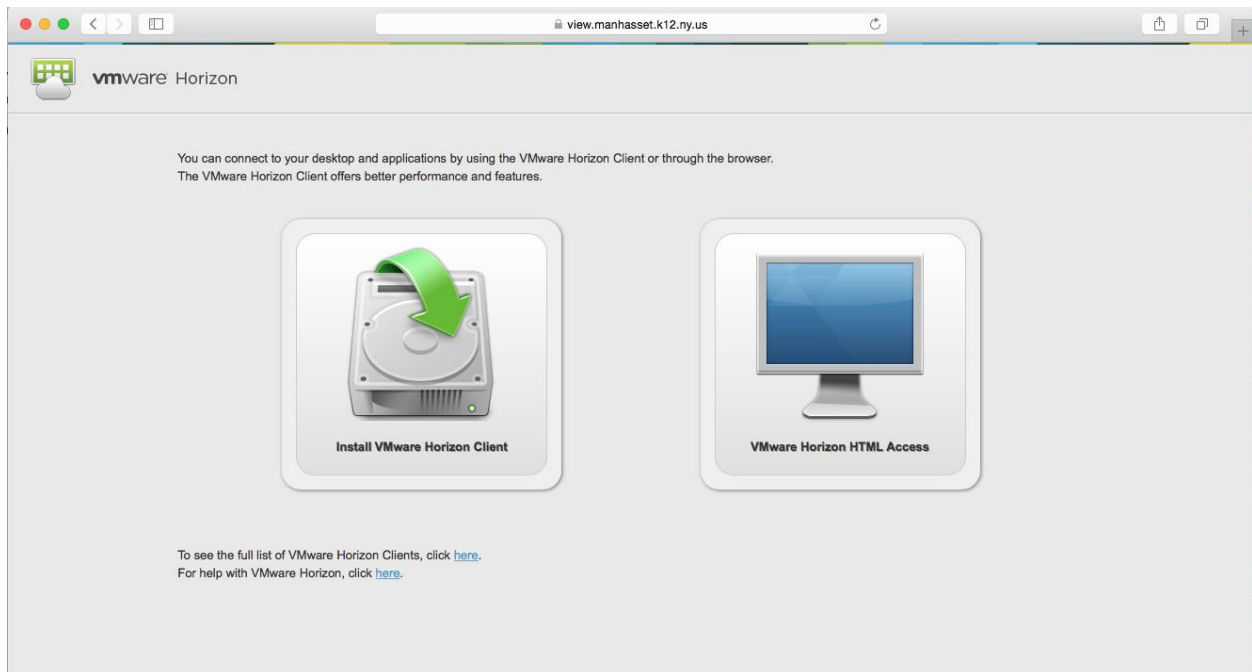
# How To Install VMware Client

Open Safari or Google Chrome



Enter <https://view.manhasset.k12.ny.us> into the address bar

You should see a page that looks like this.



Click on the “Install VMware Horizon Client” button.



You will be redirected to this page:

A screenshot of the VMware website's download page for Horizon Clients. The page has a navigation bar at the top with links for Products, Cloud Services, Support, Downloads, Consulting, Partners, and Company. The main content area features a "Download VMware Horizon Clients" heading, a "Select Version" dropdown set to "4.0", and a "Read More" link. On the right, there are "Product Resources" including "View My Download History", "Product Info", "Documentation", "VMware View Mobile Client Privacy", "Horizon View Community", and "How to get the Horizon (with View) Client for Linux". Below this is a tabbed interface with "Product Downloads" selected. A table lists various client versions for Windows, Mac, Linux, and iOS, each with a "Go to Downloads" link. The "Go to Downloads" link for the Mac version is highlighted with a red box.

vmware® Products Cloud Services Support Downloads Consulting Partners Company

Home / VMware Horizon Clients

## Download VMware Horizon Clients

Select Version: VMware Horizon Clients for Windows, Mac, iOS, Linux, and Android allow you to connect to your VMware Horizon virtual desktop from your device of choice giving you on-the-go access from any location.

4.0

[Read More](#)

[Product Downloads](#) [Drivers & Tools](#) [Open Source](#) [Custom ISOs](#)

Product	Release Date	
<b>VMware Horizon Client for Windows</b>		
VMware Horizon Client for 32-bit Windows	2016-06-16	<a href="#">Go to Downloads</a>
VMware Horizon Client for 64-bit Windows	2016-06-16	<a href="#">Go to Downloads</a>
<b>VMware Horizon Client for Mac</b>		
VMware Horizon Client for Mac	2016-06-16	<a href="#">Go to Downloads</a>
<b>VMware Horizon Client for Linux</b>		
VMware Horizon Client for 32-bit Linux	2016-06-16	<a href="#">Go to Downloads</a>
VMware Horizon Client for 64-bit Linux	2016-06-16	<a href="#">Go to Downloads</a>
<b>VMware Horizon Client for iOS</b>		

Choose the appropriate download. In this case it's the only option for Mac.

Once you select your file, you will be directed to another page where you will see information about the program you will download.

Home / VMware Horizon Client for Mac

## Download VMware Horizon Client for Mac

Select Version: 4.1.0

Description: VMware Horizon Client for Mac OS X

Release Date: 2016-06-16

Type: Product Binaries

Product Resources

- View My Download History
- Product Info
- Documentation
- VMware View Mobile Client Privacy
- Horizon View Community
- How to get the Horizon (with View) Client for Linux

Product Downloads | Drivers & Tools | Open Source | Custom ISOs

Product/Details

The VMware Horizon client for Mac  
File size: 29.43 MB  
File type: Mac disk image  
[Read More](#)

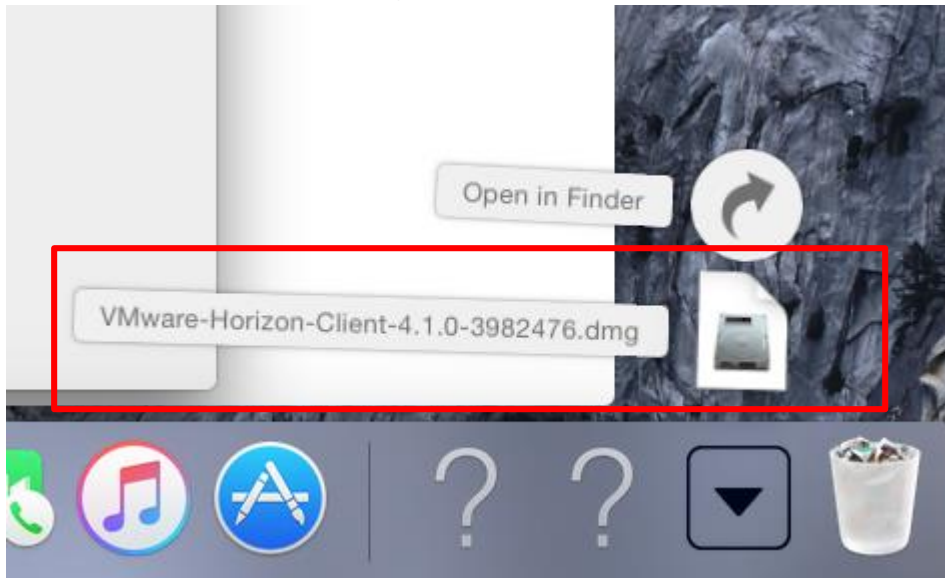
Download

Hit the big blue “Download” button on this page

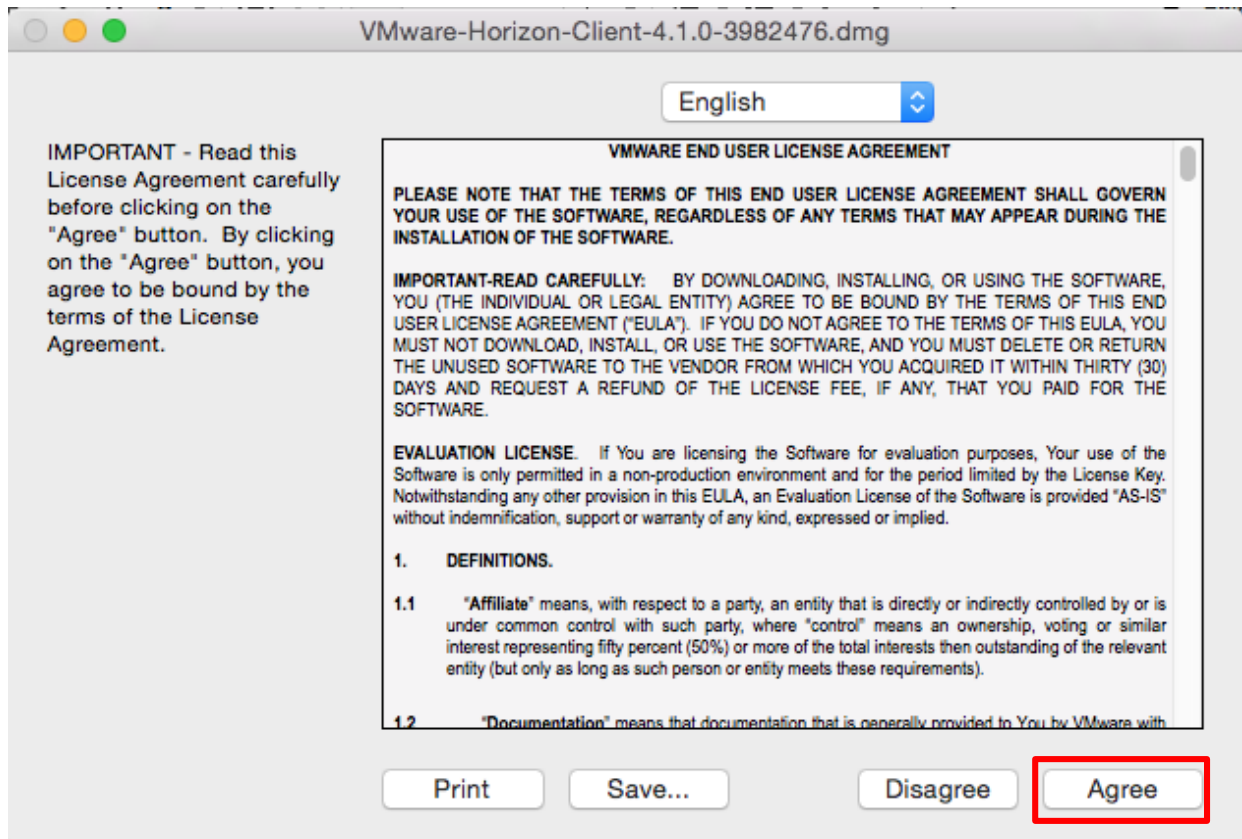
When it has finished downloading, a new icon should appear on your bar at the bottom. Labeled “Downloads”



Click downloads icon to reveal a cascading list of past downloads and select the VMware-Horizon-Client.dmg file



When the program starts running, you'll see this screen. Click "Agree." A small installation window should appear and disappear quickly.

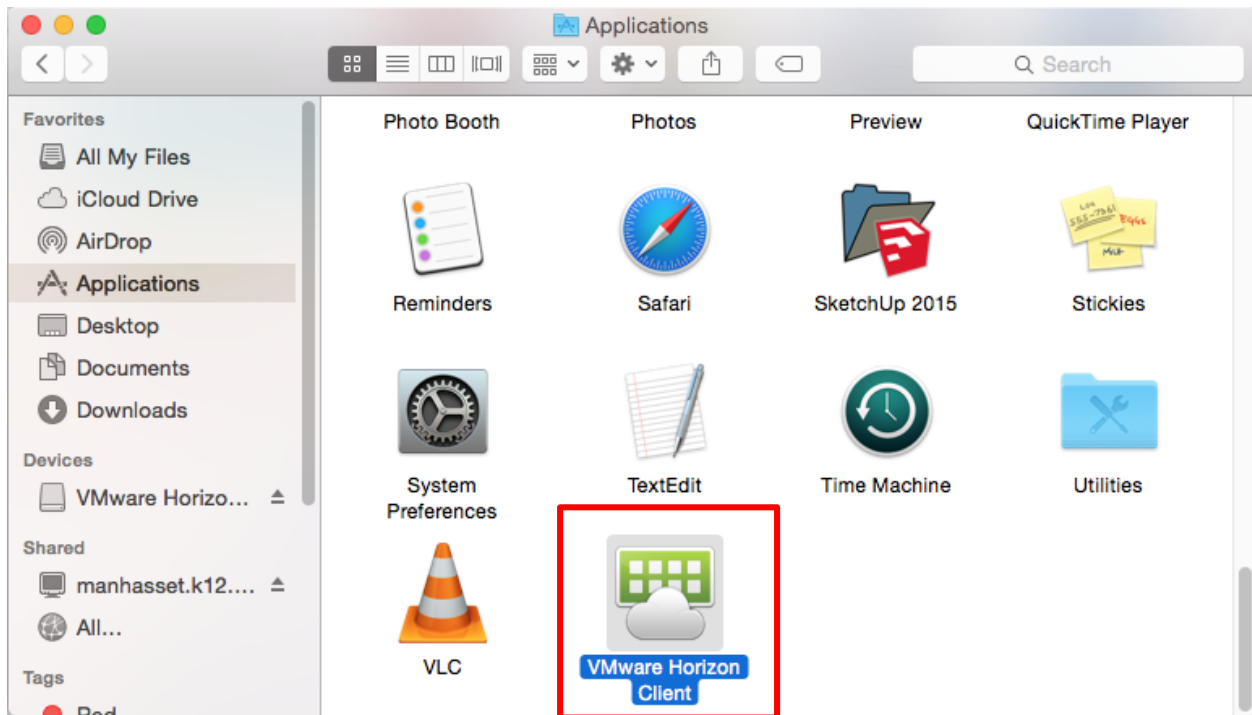


3After it's finished installing, you will see this window.



Drag the VMware Horizon Client icon into the applications folder as it says in the window. Ignore the document on the bottom of the window.

From there you can launch the application from the application folder on your machine.



When you open this program, a small window will appear asking you to connect to a server. Enter [view.manhassetschools.org](http://view.manhassetschools.org) into the bar and click “Connect”

